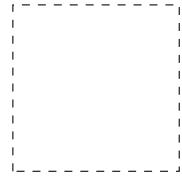


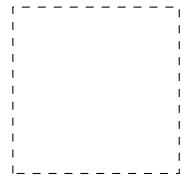
Motifs de la Saint-Patrick (A)

Coupez et collez le prochain objet qui devrait apparaître dans la suite.


1.



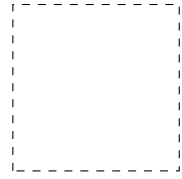


2.



3.




4.



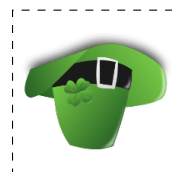
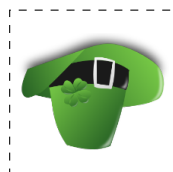
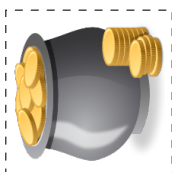
5.



6.



À découper



Images provenant de Openclipart.org

MathsLibres.com vous souhaite une heureuse Saint-Patrick!