

























# Motifs de la Fête du Nunavut (D)







Coupez et collez le prochain objet qui devrait apparaître dans la suite.







1.      

2.      


3.      

4.      

5.      

6.      





À découper




Images provenant de OpenClipart.org et Aldo.

# Motifs de la Fête du Nunavut (D) Réponses

Coupez et collez le prochain objet qui devrait apparaître dans la suite.



À découper



Images provenant de OpenClipart.org et Aldo.